



*Kirsta Koennecke*  
*Scurry County Treasurer*  
1806 25<sup>th</sup> Street, Suite 205  
Snyder, TX 79549  
Phone: 325-573-5382  
Fax: 325-515-7575  
[Kirsta.koennecke@co.scurry.tx.us](mailto:Kirsta.koennecke@co.scurry.tx.us)

Date: January 17, 2023

To: Scurry County Commissioners Court

From: Kirsta Koennecke

Re: Scurry County Monthly Treasurer Report – December 2022

Pursuant to LGC 114.026 I, Kirsta Koennecke, Scurry County Treasurer do hereby submit The Treasurers' Monthly Report. This report includes, but is not limited to, money received and disbursed; debts due to (if known) and owed by the county; and all other proceedings in the treasurer's office that pertain to the Financial Standing of Scurry County. The Treasurer's Books and the Auditor's General Ledger agree. The Bank Statements have been reconciled; any adjustments have been noted including any amount that has been identified as irreconcilable. Irreconcilable differences will be noted and carried in transit until such time as they have been identified and reconciled on the individual bank statements.

Therefore, Kirsta Koennecke, County Treasurer of Scurry County, Texas, who being fully sworn, upon oath says that the within and foregoing report is true and correct to the best of her knowledge.

Filed with accompanying vouchers this, the 17<sup>th</sup> day of January 2023.

---

Kirsta Koennecke, Treasurer, Scurry County

Commissioners' Court having reviewed the Treasurer's Report, on this date, as presented, having taken reasonable steps to ensure its accuracy and based upon presentations of the Treasurer's Office approve the report, subject to the County Auditor's review and request that it be filed with the official minutes of this meeting. {LGC 114.026(c)}

In addition, the below signatures affirm that the Treasurer's Report complies with the statutes as referenced. {LGC 114.026(d)} **\$17,747,659.39 Month Ending Balance**

---

County Judge, Dan Hicks

---

Commissioner Pct. #1, Terry Williams

---

Commissioner Pct. #2, Doug Scott

---

Commissioner Pct. #3, Shawn McCowen

---

Commissioner Pct. #4, Jeff Mitchell



FUND: Exclude: 99

DATES: 12/01/2022-12/31/2022

ACCT: ALL

TYPE: ALL CASH

ACCOUNT NO#	CHECKS	DEPOSITS	SVC CHARGE	INTEREST	MISC.	NET CHANGE	BALANCE
49 -101-0012	0.00	0.00	0.00	12,048.90	0.00	12,048.90	3,292,663.17
50 -101-0000	0.00	0.00	0.00	0.00	0.00	0.00	0.00
61 -101-0000	0.00	0.00	0.00	0.00	0.00	0.00	86,103.23
61 -101-0001	0.00	0.00	0.00	1.55	0.00	1.55	456.11
61 -101-0005	0.00	0.00	0.00	0.00	0.00	0.00	0.00
61 -101-0012	0.00	0.00	0.00	1,263.26	0.00	1,263.26	345,225.02
68 -101-0001	0.00	0.00	0.00	0.00	0.00	0.00	0.00
70 -101-0000	0.00	0.00	0.00	0.00	0.00	0.00	44.36
70 -101-0003	0.00	0.00	0.00	0.00	0.00	0.00	0.00
71 -101-0001	0.00	0.00	0.00	0.00	0.00	0.00	0.00
71 -101-0002	0.00	0.00	0.00	0.00	0.00	0.00	0.00
71 -101-0003	0.00	0.00	0.00	0.00	0.00	0.00	0.00
79 -101-0002	0.00	0.00	0.00	0.00	0.00	0.00	0.00
80 -101-0000	0.00	11,955.96	0.00	0.00	39,411.42CR	27,455.46CR	140,688.93
81 -101-0000	0.00	0.00	0.00	0.00	616.62CR	616.62CR	2,094.10CR
81 -101-0001	0.00	0.00	0.00	386.21	0.00	386.21	114,647.36
82 -101-0003	0.00	155.00	0.00	0.00	0.00	155.00	1,464.24
83 -101-0000	0.00	3,880.49	0.00	0.00	31,925.02CR	28,044.53CR	792,357.78
83 -101-0012	0.00	0.00	0.00	1,434.98	0.00	1,434.98	392,148.16
85 -101-0000	0.00	64,069.73CR	0.00	0.00	235,176.98CR	299,246.71CR	1,006,090.77
85 -101-0012	0.00	166,361.95	0.00	1,986.41	0.00	168,348.36	703,935.64
95 -101-0000	0.00	0.00	0.00	0.00	0.00	0.00	0.00
** TOTALS **	274,026.78CR	5,666,293.50	0.00	32,504.14	3,059,859.50CR	2,364,911.36	17,747,659.39

----- AVERAGE DAILY BALANCES -----

ACCOUNT	AVERAGE BALANCE
10 101-0000	5,184,929.96
10 101-0001	163,022.35
10 101-0005	0.00
10 101-0011	1,046,922.76
10 101-0012	158,135.17
10 101-0013	1,525,576.08
11 101-0003	594.03
12 101-0003	353,128.36
13 101-0003	10,704.11
14 101-0002	0.00
14 101-0003	85,072.06
15 101-0000	105,813.89
15 101-0001	45,074.95
15 101-0005	0.00
15 101-0012	1,403,261.78
16 101-0000	25,090.68
18 101-0002	0.00
18 101-0003	8,270.15
19 101-0000	0.00
19 101-0001	0.61
20 101-0002	0.00
20 101-0003	0.00
21 101-0000	31,112.52
22 101-0002	0.00

FUND: Exclude: 99

DATES: 12/01/2022-12/31/2022

ACCT: ALL

TYPE: ALL CASH

## ----- AVERAGE DAILY BALANCES -----

ACCOUNT	AVERAGE BALANCE
22 101-0003	5,332.15
23 101-0002	0.00
23 101-0003	42,528.45
24 101-0000	135,117.52CR
25 101-0000	9,012.71
26 101-0000	33,133.83
27 101-0000	636,053.91
28 101-0000	25,288.93
29 101-0000	125,716.19
30 101-0000	8,400.17
33 101-0000	200.48
34 101-0000	0.00
35 101-0000	1,453.51
37 101-0000	84,103.65
38 101-0000	32,297.83
38 101-0001	10,692.70
38 101-0012	0.00
40 101-0000	17,256.19
41 101-0000	0.00
42 101-0000	6,560.05
43 101-0000	12,721.41
44 101-0000	2,683.74
45 101-0000	41,659.65
48 101-0000	0.00
49 101-0000	0.00
49 101-0012	3,281,391.62
50 101-0000	0.00
61 101-0000	86,103.23
61 101-0001	454.66
61 101-0005	0.00
61 101-0012	344,043.26
68 101-0001	0.00
70 101-0000	44.36
70 101-0003	0.00
71 101-0001	0.00
71 101-0002	0.00
71 101-0003	0.00
79 101-0002	0.00
80 101-0000	154,403.51
81 101-0000	1,736.06CR
81 101-0001	114,286.07
82 101-0003	1,386.58
83 101-0000	805,926.18
83 101-0012	390,805.76
85 101-0000	1,238,350.77
85 101-0012	540,557.16
95 101-0000	0.00

		BEGINNING BALANCE	TOTAL DEBITS	TOTAL CREDITS	ENDING BALANCE	AVERAGE DAILY BALANCE
GENERAL FUND						
10 -101-0000	CASH-GEN	2,383,080.27	4,054,639.05	1,273,031.31CR	5,164,688.01	5,184,929.96
10 -101-0001	TEXPOOL-GENERAL	162,986.81	550.94	0.00	163,537.75	163,022.35
10 -101-0005	WTSB CD # 22419	0.00	0.00	0.00	0.00	0.00
10 -101-0011	FICA INVESTMENT	1,046,709.31	3,308.46	0.00	1,050,017.77	1,046,922.76
10 -101-0012	TXCLASS-GENERAL	158,097.71	580.65	0.00	158,678.36	158,135.17
10 -101-0013	TXCLASS EMERGENC	1,525,214.68	5,601.74	0.00	1,530,816.42	1,525,576.08
	FUND 10 TOTAL	5,276,088.78	4,064,680.84	1,273,031.31CR	8,067,738.31	8,078,586.32
JP P1 CREDIT CARDS						
11 -101-0003	JP P1 CREDIT CAR	1,079.83	2,359.36	2,962.66CR	476.53	594.03
	FUND 11 TOTAL	1,079.83	2,359.36	2,962.66CR	476.53	594.03
SR CENTER MEMORIAL						
12 -101-0003	CASH SR. CENTER	345,997.47	9,324.66	456.70CR	354,865.43	353,128.36
	FUND 12 TOTAL	345,997.47	9,324.66	456.70CR	354,865.43	353,128.36
FRIENDS OF SCYC						
13 -101-0003	SCYC CASH	10,701.33	43.16	0.00	10,744.49	10,704.11
	FUND 13 TOTAL	10,701.33	43.16	0.00	10,744.49	10,704.11
PAYROLL FUND						
14 -101-0002	CASH	0.00	0.00	0.00	0.00	0.00
14 -101-0003	PAYROLL-WTSB	409.17CR	1,442,097.38	1,442,391.90CR	703.69CR	85,072.06
	FUND 14 TOTAL	409.17CR	1,442,097.38	1,442,391.90CR	703.69CR	85,072.06
ROAD AND BRIDGE FUND						
15 -101-0000	CASH-R&B	205,856.63	14,281.21	220,019.76CR	118.08	105,813.89
15 -101-0001	TEXPOOL-R&B	45,065.12	152.33	0.00	45,217.45	45,074.95
15 -101-0005	WTSB CD # 22420	0.00	0.00	0.00	0.00	0.00
15 -101-0012	TXCLASS-ROAD&BRI	1,402,929.35	5,152.63	0.00	1,408,081.98	1,403,261.78
	FUND 15 TOTAL	1,653,851.10	19,586.17	220,019.76CR	1,453,417.51	1,554,150.62
BD OF CO DEVELOPMENT						
16 -101-0000	CASH-BCD	25,090.68	0.00	0.00	25,090.68	25,090.68
	FUND 16 TOTAL	25,090.68	0.00	0.00	25,090.68	25,090.68

		BEGINNING	TOTAL	TOTAL	ENDING	AVERAGE
		BALANCE	DEBITS	CREDITS	BALANCE	DAILY
						BALANCE
ABANDONED VEHICLE FUND						
18 -101-0002	CASH-ABAN VEH	0.00	0.00	0.00	0.00	0.00
18 -101-0003	ABAN VEHICLE-WTS	8,268.20	30.25	0.00	8,298.45	8,270.15
FUND 18	TOTAL	8,268.20	30.25	0.00	8,298.45	8,270.15
SENIOR CENTER						
19 -101-0000	CASH SENIOR CENT	0.00	0.00	0.00	0.00	0.00
19 -101-0001	TEXPOOL SR CENTE	0.61	0.00	0.00	0.61	0.61
FUND 19	TOTAL	0.61	0.00	0.00	0.61	0.61
HEALTH UNIT FUND						
20 -101-0002	CASH-HU	0.00	0.00	0.00	0.00	0.00
20 -101-0003	HU-WTSB	0.00	0.00	0.00	0.00	0.00
FUND 20	TOTAL	0.00	0.00	0.00	0.00	0.00
JUVENILE PROBATION FUND						
21 -101-0000	CASH-JPROB	35,065.10	0.00	6,039.00CR	29,026.10	31,112.52
FUND 21	TOTAL	35,065.10	0.00	6,039.00CR	29,026.10	31,112.52
JUVENILE PROB FEES FUND						
22 -101-0002	CASH	0.00	0.00	0.00	0.00	0.00
22 -101-0003	JUV PROB FEES-WT	5,440.01	148.00	358.75CR	5,229.26	5,332.15
FUND 22	TOTAL	5,440.01	148.00	358.75CR	5,229.26	5,332.15
LIBRARY DONATIONS FUND						
23 -101-0002	CASH	0.00	0.00	0.00	0.00	0.00
23 -101-0003	LIB DONATIONS-WT	42,992.41	877.30	1,404.16CR	42,465.55	42,528.45
FUND 23	TOTAL	42,992.41	877.30	1,404.16CR	42,465.55	42,528.45
LAW LIBRARY FUND						
24 -101-0000	CASH-LAW LBRY	133,816.63CR	350.00	3,734.27CR	137,200.90CR	135,117.52CR
FUND 24	TOTAL	133,816.63CR	350.00	3,734.27CR	137,200.90CR	135,117.52CR

		BEGINNING	TOTAL	TOTAL	ENDING	AVERAGE
		BALANCE	DEBITS	CREDITS	BALANCE	DAILY
						BALANCE
JP COURT BLDG SECURITY FN						
25 -101-0000	CASH-CHSJP	9,107.06	23.93	260.87CR	8,870.12	9,012.71
	FUND 25 TOTAL	9,107.06	23.93	260.87CR	8,870.12	9,012.71
CJC FUND						
26 -101-0000	CASH-CJC	27,639.41	8,940.90	0.00	36,580.31	33,133.83
	FUND 26 TOTAL	27,639.41	8,940.90	0.00	36,580.31	33,133.83
RECORDS MGMT & PRES FUND						
27 -101-0000	CASH-RM&P	630,822.01	6,932.32	3,496.31CR	634,258.02	636,053.91
	FUND 27 TOTAL	630,822.01	6,932.32	3,496.31CR	634,258.02	636,053.91
COURTHOUSE SECURITY FUND						
28 -101-0000	CASH-CHS	27,268.93	828.62	6,387.50CR	21,710.05	25,288.93
	FUND 28 TOTAL	27,268.93	828.62	6,387.50CR	21,710.05	25,288.93
CAPITAL PROJECTS						
29 -101-0000	CASH-PERM IMPV	127,124.59	0.00	3,358.50CR	123,766.09	125,716.19
	FUND 29 TOTAL	127,124.59	0.00	3,358.50CR	123,766.09	125,716.19
LEOSE						
30 -101-0000	CASH-LEOSE	8,400.17	0.00	0.00	8,400.17	8,400.17
	FUND 30 TOTAL	8,400.17	0.00	0.00	8,400.17	8,400.17
LIBRARY PAC-HUG GRANT						
33 -101-0000	CASH-HUG GRANT	200.48	0.00	0.00	200.48	200.48
	FUND 33 TOTAL	200.48	0.00	0.00	200.48	200.48
TBF BOOK GRANT						
34 -101-0000	CASH-TBF GRANT	0.00	0.00	0.00	0.00	0.00
	FUND 34 TOTAL	0.00	0.00	0.00	0.00	0.00

		BEGINNING	TOTAL	TOTAL	ENDING	AVERAGE
		BALANCE	DEBITS	CREDITS	BALANCE	DAILY
						BALANCE
LONE STAR GRANT						
35 -101-0000	CASH-LOANSTAR GR	1,453.51	0.00	0.00	1,453.51	1,453.51
	FUND 35 TOTAL	<u>1,453.51</u>	<u>0.00</u>	<u>0.00</u>	<u>1,453.51</u>	<u>1,453.51</u>
TAIP PROGRAM FUND						
37 -101-0000	CASH-TAIP	101,601.35	127.60	31,052.86CR	70,676.09	84,103.65
	FUND 37 TOTAL	<u>101,601.35</u>	<u>127.60</u>	<u>31,052.86CR</u>	<u>70,676.09</u>	<u>84,103.65</u>
CSCD FUND						
38 -101-0000	CASH-BASIC	36,694.86	11,682.67	25,930.89CR	22,446.64	32,297.83
38 -101-0001	TEXPOOL-APROB	10,690.37	36.08	0.00	10,726.45	10,692.70
38 -101-0012	TXCLASS-PROBATIO	0.00	0.00	0.00	0.00	0.00
	FUND 38 TOTAL	<u>47,385.23</u>	<u>11,718.75</u>	<u>25,930.89CR</u>	<u>33,173.09</u>	<u>42,990.53</u>
CSCD CCP FUND						
40 -101-0000	CASH-SOTP	21,917.92	0.00	8,410.29CR	13,507.63	17,256.19
	FUND 40 TOTAL	<u>21,917.92</u>	<u>0.00</u>	<u>8,410.29CR</u>	<u>13,507.63</u>	<u>17,256.19</u>
IV-E GRANT FUND						
41 -101-0000	CASH-IV E	0.00	0.00	0.00	0.00	0.00
	FUND 41 TOTAL	<u>0.00</u>	<u>0.00</u>	<u>0.00</u>	<u>0.00</u>	<u>0.00</u>
JUSTICE COURT FUND						
42 -101-0000	CASH-JCTF	6,781.87	817.69	695.26CR	6,904.30	6,560.05
	FUND 42 TOTAL	<u>6,781.87</u>	<u>817.69</u>	<u>695.26CR</u>	<u>6,904.30</u>	<u>6,560.05</u>
CO & DIST COURT FUND						
43 -101-0000	CASH CDCTF	11,605.37	1,154.48	0.00	12,759.85	12,721.41
	FUND 43 TOTAL	<u>11,605.37</u>	<u>1,154.48</u>	<u>0.00</u>	<u>12,759.85</u>	<u>12,721.41</u>
PROBATE SUPP. GUARDIANSHI						
44 -101-0000	GUARDIANSHIP CAS	2,436.00	256.00	0.00	2,692.00	2,683.74
	FUND 44 TOTAL	<u>2,436.00</u>	<u>256.00</u>	<u>0.00</u>	<u>2,692.00</u>	<u>2,683.74</u>



		BEGINNING	TOTAL	TOTAL	ENDING	AVERAGE
		BALANCE	DEBITS	CREDITS	BALANCE	DAILY
						BALANCE
HELP AMERICA VOTE ACT FN						
45 -101-0000	CASH-HAVA	43,198.68	0.00	3,670.00CR	39,528.68	41,659.65
	FUND 45 TOTAL	43,198.68	0.00	3,670.00CR	39,528.68	41,659.65
CULTURE/REC GRANT FUND						
48 -101-0000	CASH-TPW GRANT	0.00	0.00	0.00	0.00	0.00
	FUND 48 TOTAL	0.00	0.00	0.00	0.00	0.00
AMERICAN RECOVERY PLAN FU						
49 -101-0000	CASH- ARP FUND	0.00	0.00	0.00	0.00	0.00
49 -101-0012	TEXAS CLASS- ARP	3,280,614.27	12,048.90	0.00	3,292,663.17	3,281,391.62
	FUND 49 TOTAL	3,280,614.27	12,048.90	0.00	3,292,663.17	3,281,391.62
BIO TERRORISM GRANT FUND						
50 -101-0000	CASH-PHER/PHEP	0.00	0.00	0.00	0.00	0.00
	FUND 50 TOTAL	0.00	0.00	0.00	0.00	0.00
LE CONSTRUCTION I&S FUND						
61 -101-0000	CASH-LE CMLX I&	86,103.23	0.00	0.00	86,103.23	86,103.23
61 -101-0001	LE COMPLEX I&S	454.56	1.55	0.00	456.11	454.66
61 -101-0005	WTSB CD # 22421	0.00	0.00	0.00	0.00	0.00
61 -101-0012	TXCLASS-LE COMPL	343,961.76	1,263.26	0.00	345,225.02	344,043.26
	FUND 61 TOTAL	430,519.55	1,264.81	0.00	431,784.36	430,601.15
2006 TAX NOTES I&S FUND						
68 -101-0001	TEXPOOL-2006 TAX	0.00	0.00	0.00	0.00	0.00
	FUND 68 TOTAL	0.00	0.00	0.00	0.00	0.00
TXDOT SB1747						
70 -101-0000	TXDOT SB1747-WTS	44.36	0.00	0.00	44.36	44.36
70 -101-0003	TXDOT CERTZ #1	0.00	0.00	0.00	0.00	0.00
	FUND 70 TOTAL	44.36	0.00	0.00	44.36	44.36

		BEGINNING	TOTAL	TOTAL	ENDING	AVERAGE
		BALANCE	DEBITS	CREDITS	BALANCE	DAILY
						BALANCE
LE CONSTRUCTION						
71 -101-0001	LE BLDG CONST TE	0.00	0.00	0.00	0.00	0.00
71 -101-0002	LE CONST CASH	0.00	0.00	0.00	0.00	0.00
71 -101-0003	LE CONST-WTSB	0.00	0.00	0.00	0.00	0.00
FUND 71 TOTAL		0.00	0.00	0.00	0.00	0.00
Minor Escrow Fund						
79 -101-0002	CASH	0.00	0.00	0.00	0.00	0.00
FUND 79 TOTAL		0.00	0.00	0.00	0.00	0.00
COUNTRY CLUB/GOLF COURSE						
80 -101-0000	CASH-GOLF	168,144.39	11,955.96	39,411.42CR	140,688.93	154,403.51
FUND 80 TOTAL		168,144.39	11,955.96	39,411.42CR	140,688.93	154,403.51
HERMLEIGH WTR WKS FUND						
81 -101-0000	CASH-HWW	1,477.48CR	0.00	616.62CR	2,094.10CR	1,736.06CR
81 -101-0001	TEXPOOL-HWW	114,261.15	386.21	0.00	114,647.36	114,286.07
FUND 81 TOTAL		112,783.67	386.21	616.62CR	112,553.26	112,550.01
EMPLOYEE FUND						
82 -101-0003	EMPLOYEE FUND CA	1,309.24	155.00	0.00	1,464.24	1,386.58
FUND 82 TOTAL		1,309.24	155.00	0.00	1,464.24	1,386.58
AIRPORT FUND						
83 -101-0000	AIRPORT CASH	820,402.31	3,880.49	31,925.02CR	792,357.78	805,926.18
83 -101-0012	TXCLASS AIRPORT	390,713.18	1,434.98	0.00	392,148.16	390,805.76
FUND 83 TOTAL		1,211,115.49	5,315.47	31,925.02CR	1,184,505.94	1,196,731.94
SCURRY CO. EMS						
85 -101-0000	CASH-EMS	1,305,337.48	110,247.67	409,494.38CR	1,006,090.77	1,238,350.77
85 -101-0012	TXCLASS EMS	535,587.28	176,288.81	7,940.45CR	703,935.64	540,557.16
FUND 85 TOTAL		1,840,924.76	286,536.48	417,434.83CR	1,710,026.41	1,778,907.93

	BEGINNING BALANCE	TOTAL DEBITS	TOTAL CREDITS	ENDING BALANCE	AVERAGE DAILY BALANCE
HOUSING AUTHORITY					
95 -101-0000 CASH-HOUSING AUT	0.00	0.00	0.00	0.00	0.00
FUND 95 TOTAL	0.00	0.00	0.00	0.00	0.00
REPORT TOTALS	15,382,748.03	5,887,960.24	3,523,048.88CR	17,747,659.39	18,062,704.59

# Bond Indebtedness

**Scurry County Indebtedness**  
**Fund 61 : Law Enforcement Center**  
**General Obligation Refunding Bond, Series 2013**

<b>Date</b>	<b>Principal</b>	<b>Interest</b>	<b>Totla P&amp;I</b>	<b>Balance</b>	
	\$ <b>110,000.00</b>				
2/15/2020	\$ 55,000.00	\$ 153,650.00	\$ 208,650.00	\$ 55,000.00	Paid
8/15/2020		\$ 550.00	\$ 550.00		Paid
2/15/2021	\$ 55,000.00	\$ 550.00	\$ 55,550.00	\$ -	Paid

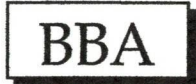
**Scurry County Indebtedness**  
**Fund 61 : Law Enforcement Center**  
**General Obligation Refunding Bond, Series 2017**

<b>Date</b>	<b>Principal</b>	<b>Interest</b>	<b>Totla P&amp;I</b>	<b>Balance</b>	
	\$ 2,530,000.00				
2/15/2020	\$ 565,000.00	\$ 37,950.00	\$ 602,950.00	\$ 1,965,000.00	Paid
8/15/2020		\$ 29,475.00	\$ 29,475.00		Paid
2/15/2021	\$ 580,000.00	\$ 29,475.00	\$ 609,475.00	\$ 1,385,000.00	Paid
8/15/2021		\$ 20,775.00	\$ 20,775.00		Paid
2/15/2022	\$ 600,000.00	\$ 20,775.00	\$ 620,775.00	\$ 785,000.00	Paid
8/15/2022		\$ 11,775.00	\$ 11,775.00		Paid
2/15/2023	\$ 615,000.00	\$ 11,775.00	\$ 626,775.00	\$ 170,000.00	
8/15/2023		\$ 2,550.00	\$ 2,550.00		
2/15/2024	\$ 170,000.00	\$ 2,550.00	\$ 172,550.00	\$ -	

**Scurry County Indebtedness**  
**Fund 61 : Law Enforcement Center**  
**General Obligation Refunding Bond, Series 2020**

<b>Date</b>	<b>Principal</b>	<b>Interest</b>	<b>Totla P&amp;I</b>	<b>Balance</b>	
	\$ 9,370,000.00			\$ 9,370,000.00	
8/15/2020		\$ 41,868.75			Paid
2/15/2021	\$ 35,000.00	\$ 97,875.00	\$ 132,875.00	\$ 9,335,000.00	Paid
8/15/2021		\$ 97,525.00	\$ 97,525.00		Paid
2/15/2022	\$ 90,000.00	\$ 97,525.00	\$ 187,525.00	\$ 9,245,000.00	Paid
8/15/2022		\$ 96,625.00	\$ 96,625.00		Paid
2/15/2023	\$ 95,000.00	\$ 96,625.00	\$ 191,625.00	\$ 9,150,000.00	
8/15/2023		\$ 95,675.00	\$ 95,675.00		
2/15/2024	\$ 560,000.00	\$ 95,675.00	\$ 655,675.00	\$ 8,590,000.00	
8/15/2024		\$ 90,075.00	\$ 90,075.00		
2/15/2025	\$ 780,000.00	\$ 90,075.00	\$ 870,075.00	\$ 7,810,000.00	
8/15/2025		\$ 82,275.00	\$ 82,275.00		
2/15/2026	\$ 795,000.00	\$ 82,275.00	\$ 877,275.00	\$ 7,015,000.00	
8/15/2026		\$ 74,325.00	\$ 74,325.00		
2/15/2027	\$ 810,000.00	\$ 74,325.00	\$ 884,325.00	\$ 6,205,000.00	
8/15/2027		\$ 66,225.00	\$ 66,225.00		
2/15/2028	\$ 835,000.00	\$ 66,225.00	\$ 901,225.00	\$ 5,370,000.00	
8/15/2028		\$ 53,700.00	\$ 53,700.00		
2/15/2029	\$ 850,000.00	\$ 53,700.00	\$ 903,700.00	\$ 4,520,000.00	
8/15/2029		\$ 45,200.00	\$ 45,200.00		
2/15/2030	\$ 870,000.00	\$ 45,200.00	\$ 915,200.00	\$ 3,650,000.00	
8/15/2030		\$ 36,500.00	\$ 36,500.00		
2/15/2031	\$ 885,000.00	\$ 36,500.00	\$ 921,500.00	\$ 2,765,000.00	
8/15/2031		\$ 27,650.00	\$ 27,650.00		
2/15/2032	\$ 905,000.00	\$ 27,650.00	\$ 932,650.00	\$ 1,860,000.00	
8/15/2032		\$ 18,600.00	\$ 18,600.00		
2/15/2033	\$ 920,000.00	\$ 18,600.00	\$ 938,600.00	\$ 940,000.00	
8/15/2033		\$ 9,400.00	\$ 9,400.00		
2/15/2034	\$ 940,000.00	\$ 9,400.00	\$ 949,400.00	\$ -	

## Pledges By Pledgee And Maturity



**Pledged To: SCURRY COUNTY**

West Texas State Bank - Snyder, TX

As Of 12/31/2022

Page 4 of 10

Receipt# Safekeeping Location	CUSIP	ASC 320	Description Maturity Prerefund	Pool/Type Coupon	Moody S&P	Original Face Pledged Percent	Pledged			
							Original Face	Par	Book Value	Market Value
FHLB: FED HOME LOAN BANK	771180DV5	AFS	ROBY ISD TX 30 08/15/30	3.00	AAA	480,000.00 100.00%	480,000.00	480,000.00	544,662.45	479,558.40
FHLB: FED HOME LOAN BANK	41456PLS4	AFS	HARRIS MONTGOMERY TX 31 09/01/31	2.00	Aa3	450,000.00 100.00%	450,000.00	450,000.00	458,441.83	396,468.00
FHLB: FED HOME LOAN BANK	705116UZ2	AFS	PECAN GROVE MUD -REF TX 31 09/01/31	2.00	A1 AA	490,000.00 100.00%	490,000.00	490,000.00	495,956.13	425,770.80
FHLB: FED HOME LOAN BANK	811250EJ4	AFS	SCURRY CNTY TX 32 02/15/32	2.00	AA	500,000.00 100.00%	500,000.00	500,000.00	515,750.41	428,915.00
FHLB: FED HOME LOAN BANK	756872LA3	AFS	RED RIVER ED-REF TX 32 (MW-C 03/15/32	2.71	Aa3	450,000.00 100.00%	450,000.00	450,000.00	481,350.04	384,313.50
FHLB: FED HOME LOAN BANK	685869FW4	AFS	OREGON ST HLTH & SCI OR 32 07/01/32	3.00	Aa3 AA-	500,000.00 100.00%	500,000.00	500,000.00	534,604.09	422,380.00
FHLB: FED HOME LOAN BANK	128109QP3	AFS	CALALLEN ISD-REF TX 33 02/15/33	4.00		540,000.00 100.00%	540,000.00	540,000.00	572,171.41	548,483.40
FHLB: FED HOME LOAN BANK	800876GE8	AFS	SANGER-CTFS OBLIG TX 33 05/15/33	4.00	Aa3 AA	660,000.00 100.00%	660,000.00	660,000.00	716,617.78	676,209.60
FHLB: FED HOME LOAN BANK	975680FB0	AFS	WINSTON-SALEM NC 33 06/01/33	2.87	Aa1 AA+	500,000.00 100.00%	500,000.00	500,000.00	539,806.17	411,725.00
FHLB: FED HOME LOAN BANK	2837345K3	AFS	EL PASO TX-C TX 33 08/15/33	4.00	AA	500,000.00 100.00%	500,000.00	500,000.00	577,655.41	524,630.00
FHLB: FED HOME LOAN BANK	262741FF3	AFS	DUPAGE CNTY SCH DT IL 34 01/01/34	3.00	Aa1	1,010,000.00 100.00%	1,010,000.00	1,010,000.00	1,133,097.05	994,223.80
FHLB: FED HOME LOAN BANK	66285WXF8	AFS	N TX TOLLWAY AUTH REV TX 34 01/01/34	4.00	A1 AA	1,000,000.00 100.00%	1,000,000.00	1,000,000.00	1,103,316.16	1,040,390.00
FHLB: FED HOME LOAN BANK	364482CQ0	AFS	GALVESTON CCD-REV TX 34 04/15/34	4.00	AA-	500,000.00 100.00%	500,000.00	500,000.00	575,104.83	522,210.00

Although the information in this report has been obtained from sources believed to be reliable, its accuracy cannot be guaranteed.



## Pledges By Pledgee And Maturity



**Pledged To: SCURRY COUNTY**

West Texas State Bank - Snyder, TX

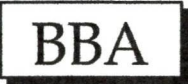
As Of 12/31/2022

Page 5 of 10

Receipt# Safekeeping Location	CUSIP	ASC 320	Description Maturity Prerefund	Pool/Type Coupon	Moody S&P	Original Face Pledged Percent	Pledged			
							Original Face	Par	Book Value	Market Value
FHLB: FED HOME LOAN BANK	283734S44	AFS	EL PASO-A-REF TX 34 08/15/34	4.00	AA	500,000.00 100.00%	500,000.00	500,000.00	589,036.40	521,700.00
FHLB: FED HOME LOAN BANK	543103EH4	AFS	LONGMONT CO 34 11/15/34	3.00	AA+	500,000.00 100.00%	500,000.00	500,000.00	542,585.92	492,500.00
FHLB: FED HOME LOAN BANK	3140X9XV2	AFS	FNMA 15YR 02/01/36	FM6091 1.50		1,500,000.00 100.00%	1,500,000.00	1,151,503.13	1,178,414.04	1,013,941.49
FHLB: FED HOME LOAN BANK	774268RY4	AFS	ROCKWALL CO TX 36 02/01/36	3.00	AA	475,000.00 100.00%	475,000.00	475,000.00	508,100.90	434,933.75
FHLB: FED HOME LOAN BANK	967171RA9	AFS	WICHITA FALLS ISD TX 36 02/01/36	3.00	AAA	525,000.00 100.00%	525,000.00	525,000.00	540,334.98	485,966.25
FHLB: FED HOME LOAN BANK	514444M21	AFS	LANCASTER TX TX 36 02/15/36	4.00	Aa3 AA-	485,000.00 100.00%	485,000.00	485,000.00	563,387.42	502,479.40
FHLB: FED HOME LOAN BANK	3140QHGF5	AFS	FNMA 15YR 03/01/36	CA9453 3.00		1,000,000.00 100.00%	1,000,000.00	767,030.37	827,952.28	727,206.14
FHLB: FED HOME LOAN BANK	824161SD6	AFS	SHERMAN-CTFS OBLIG TX 36 08/15/36	3.00	AA	480,000.00 100.00%	480,000.00	480,000.00	519,485.29	435,892.80
FHLB: FED HOME LOAN BANK	157792PS5	AFS	CHAMBERS CO IMPT DT#1 TX 36 09/01/36	2.13	A2	500,000.00 100.00%	500,000.00	500,000.00	492,656.49	390,940.00
FHLB: FED HOME LOAN BANK	549108SC3	AFS	LUBBOCK COOPER ISD TX 37 02/15/37	4.00	AAA	530,000.00 100.00%	530,000.00	530,000.00	535,478.91	539,248.50
FHLB: FED HOME LOAN BANK	208399G82	AFS	CONROE-A-CTFS OBLIG TX 37 03/01/37	4.00	Aa1 AA+	420,000.00 100.00%	420,000.00	420,000.00	424,337.27	425,019.00
FHLB: FED HOME LOAN BANK	448474PM2	AFS	HUTTO -CTFS OBLIG TX 37 08/01/37	4.00	AA-	650,000.00 100.00%	650,000.00	650,000.00	656,158.72	652,762.50
FHLB: FED HOME LOAN BANK	041806WA4	AFS	ARLINGTON HGR EDU FIN TX 37 08/15/37	3.00	AAA	500,000.00 100.00%	500,000.00	500,000.00	538,936.15	450,590.00

Although the information in this report has been obtained from sources believed to be reliable, its accuracy cannot be guaranteed.  
12/23/2022 7:45 PM - RAH / WTSB

## Pledges By Pledgee And Maturity



**Pledged To: SCURRY COUNTY**

West Texas State Bank - Snyder, TX

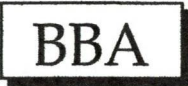
As Of 12/31/2022

Page 6 of 10

Receipt# Safekeeping Location	CUSIP	ASC 320	Description Maturity Prerefund	Pool/Type Coupon	Moody S&P	Original Face Pledged Percent	Pledged			
							Original Face	Par	Book Value	Market Value
FHLB: FED HOME LOAN BANK	859128HQ6	AFS	STEPHENVILLE ISD-BLDG TX 38 02/15/38	3.60	AAA	500,000.00 100.00%	500,000.00	500,000.00	528,611.41	491,350.00
FHLB: FED HOME LOAN BANK	681317BH5	AFS	OLNEY TX 38 04/15/38	4.00	AA	435,000.00 100.00%	435,000.00	435,000.00	465,593.63	448,598.10
FHLB: FED HOME LOAN BANK	486188JR7	AFS	KAUFMAN CO-A TX 39 02/15/39	4.00	AA-	970,000.00 100.00%	970,000.00	970,000.00	1,159,175.09	980,194.70
FHLB: FED HOME LOAN BANK	859128HR4	AFS	STEPHENVILLE ISD-BLDG TX 39 02/15/39	3.65	AAA	500,000.00 100.00%	500,000.00	500,000.00	529,011.40	491,690.00
FHLB: FED HOME LOAN BANK	3140FXGC0	AFS	FNMA Reperforming Modified Step 07/01/40	4.50	AAA	1,575,000.00 100.00%	1,575,000.00	439,387.74	487,992.36	431,832.58
FHLB: FED HOME LOAN BANK	3132D9G73	AFS	FRLMC 20YR 11/01/40	2.50	SC0222	500,000.00 100.00%	500,000.00	449,239.36	464,125.40	404,306.65
FHLB: FED HOME LOAN BANK	3140X9NB7	AFS	FNMA 20YR 12/01/40	3.00	FM5785	1,075,000.00 100.00%	1,075,000.00	724,194.90	774,828.46	666,352.58
FHLB: FED HOME LOAN BANK	3140X9NC5	AFS	FNMA 20YR 12/01/40	3.00	FM5786	1,550,000.00 100.00%	1,550,000.00	1,111,823.93	1,198,558.73	1,028,392.52
FHLB: FED HOME LOAN BANK	3140X9TE5	AFS	FNMA 20YR 12/01/40	2.50	FM5948	1,000,000.00 100.00%	1,000,000.00	810,554.19	873,524.89	728,091.67
FHLB: FED HOME LOAN BANK	3132D9D76	AFS	FRLMC 20YR 02/01/41	2.50	SC0126	2,000,000.00 100.00%	2,000,000.00	1,589,062.46	1,701,852.79	1,427,387.10
FHLB: FED HOME LOAN BANK	854540JP7	AFS	STANLEY LAKE MUD TX 41 07/01/41	3.00	AA	575,000.00 100.00%	575,000.00	575,000.00	609,883.82	473,483.75
FHLB: FED HOME LOAN BANK	44244CA72	AFS	HOUSTON UTL SYS-C-REF TX 4 11/15/43	4.00	Aa2	500,000.00 100.00%	500,000.00	500,000.00	578,940.40	490,325.00
FHLB: FED HOME LOAN BANK	521841XY7	AFS	LEANDER ISD-A TX 45 08/15/45	4.00	AAA	500,000.00 100.00%	500,000.00	500,000.00	600,469.11	491,825.00

Although the information in this report has been obtained from sources believed to be reliable, its accuracy cannot be guaranteed.  
12/23/2022 7:45 PM - RAH / WTSB

## Pledges By Pledgee And Maturity



**Pledged To: SCURRY COUNTY**

West Texas State Bank - Snyder, TX

As Of 12/31/2022

Page 7 of 10

Receipt#	CUSIP	ASC 320	Description	Prerefund	Pool/Type	Moody	Original Face	Pledged						
								Safekeeping Location	Maturity	Coupon	S&P	Pledged Percent	Original Face	Par
	073201AW5	AFS	BAYTOWN MUNI DEV DT-C TX 46				500,000.00							
FHLB: FED HOME LOAN BANK			10/01/45		4.00	AA-	100.00%	500,000.00	500,000.00	500,000.00	573,080.95	476,565.00		
	486188KP9	AFS	KAUFMAN CO TX 46				1,150,000.00							
FHLB: FED HOME LOAN BANK			02/15/46		4.00	AA-	100.00%	1,150,000.00	1,150,000.00	1,150,000.00	1,335,162.83	1,119,996.50		
	79642GMY5	AFS	SAN ANTONIO -A-REF TX 46				425,000.00							
FHLB: FED HOME LOAN BANK			05/15/46		5.00	Aa2 AA+	100.00%	425,000.00	425,000.00	425,000.00	529,642.93	461,082.50		
<b>42 Securities Pledged To: SC - SCURRY COUNTY</b>								<b>29,400,000.00</b>	<b>26,242,796.08</b>	<b>28,575,852.73</b>	<b>24,939,930.98</b>			